

**ASPECTA™**A PROUD MEMBER OF THE **HMTX** FAMILY**Declaration Owner****Aspectta BV**

Argon 37A

4751 XC Oud Gastel

The Netherlands

+31(0)88 166 25 00 | <https://www.aspecttaflooring.com>**Product**

Luxury Vinyl Flooring

- ASPECTA™ ONE/ASPECTA™ ONE Ornamental
- ASPECTA™ Tilt & Tones Dryback

EPD represents delivery of product to customers globally.

Functional Unit

The functional unit is one square meter of flooring over a 75-year period

EPD Number and Period of Validity

SCS-EPD-06052

EPD Valid March 23, 2020 through March 22, 2025

Version: June 16, 2020

Product Category Rule

PCR Guidance for Building-Related Products and Services Part A: Life Cycle Assessment Calculation Rules and Report Requirements.

Version 3.2. UL Environment. Sept. 2018

PCR Guidance for Building-Related Products and Services Part B:


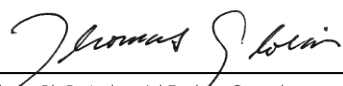
Flooring EPD Requirements. Version 2. UL Environment. May 2018.

Program Operator

SCS Global Services

2000 Powell Street, Ste. 600, Emeryville, CA 94608

+1.510.452.8000 | www.SCSglobalServices.com

Declaration Owner:	Aspecta BV																
Address:	Argon 37a, 4751 XC Oud Gastel, The Netherlands																
Declaration Number:	SCS-EPD-06052																
Declaration Validity Period:	March 23, 2020 through March 22, 2025																
Version Date:	June 16 ,2020																
Program Operator:	SCS Global Services																
Declaration URL Link:	https://www.scsglobalservices.com/certified-green-products-guide																
LCA Practitioner:	Gerard Mansell, Ph.D., SCS Global Services																
LCA Software and LCI database:	SimaPro 8.3 software and the Ecoinvent v3.3 database																
Product RSL:	Various																
Markets of Applicability:	Global																
EPD Type:	Product-Specific																
EPD Scope:	Cradle-to-Grave																
LCIA Method and Version:	CML-IA and TRACI 2.1																
Independent critical review of the LCA and data, according to ISO 14044 and ISO 14071	<input type="checkbox"/> internal <input checked="" type="checkbox"/> external																
LCA Reviewer:	 Thomas Gloria, Ph.D., Industrial Ecology Consultants																
Part A Product Category Rule:	PCR Guidance for Building-Related Products and Services Part A: Life Cycle Assessment Calculation Rules and Report Requirements. Version 3.2. UL Environment. Sept. 2018																
Part A PCR Review conducted by:	Lindita Bushi, PhD (Chair); Hugues Imbeault-Tétreault, ing., M.Sc.A.; Jack Geibig																
Part B Product Category Rule:	PCR Guidance for Building-Related Products and Services Part B: Flooring EPD Requirements. Version 2. UL Environment. May 2018.																
Part B PCR Review conducted by:	Jack Geibig (chair), Ecoform; Thomas Gloria, Industrial Ecology Consultants; Thaddeus Owen																
Independent verification of the declaration and data, according to ISO 14025 and the PCR	<input type="checkbox"/> internal <input checked="" type="checkbox"/> external																
EPD Verifier:	 Thomas Gloria, Ph.D., Industrial Ecology Consultants																
Declaration Contents:	<table border="0"> <tr> <td>1. Aspecta BV.....</td> <td>2</td> </tr> <tr> <td>2. Product.....</td> <td>2</td> </tr> <tr> <td>3. LCA: Calculation Rules.....</td> <td>5</td> </tr> <tr> <td>4. LCA: Scenarios and Additional Technical Information.....</td> <td>11</td> </tr> <tr> <td>5. LCA: Results.....</td> <td>13</td> </tr> <tr> <td>6. LCA: Interpretation.....</td> <td>23</td> </tr> <tr> <td>7. Additional Environmental Information.....</td> <td>24</td> </tr> <tr> <td>8. References.....</td> <td>26</td> </tr> </table>	1. Aspecta BV.....	2	2. Product.....	2	3. LCA: Calculation Rules.....	5	4. LCA: Scenarios and Additional Technical Information.....	11	5. LCA: Results.....	13	6. LCA: Interpretation.....	23	7. Additional Environmental Information.....	24	8. References.....	26
1. Aspecta BV.....	2																
2. Product.....	2																
3. LCA: Calculation Rules.....	5																
4. LCA: Scenarios and Additional Technical Information.....	11																
5. LCA: Results.....	13																
6. LCA: Interpretation.....	23																
7. Additional Environmental Information.....	24																
8. References.....	26																
<p>Disclaimers: This EPD conforms to ISO 14025, 14040, 14044, and ISO 21930.</p> <p>Scope of Results Reported: The PCR requirements limit the scope of the LCA metrics such that the results exclude environmental and social performance benchmarks and thresholds, and exclude impacts from the depletion of natural resources, land use ecological impacts, ocean impacts related to greenhouse gas emissions, risks from hazardous wastes and impacts linked to hazardous chemical emissions.</p> <p>Accuracy of Results: Due to PCR constraints, this EPD provides estimations of potential impacts that are inherently limited in terms of accuracy.</p> <p>Comparability: The PCR this EPD was based on was not written to support comparative assertions. EPDs based on different PCRs, or different calculation models, may not be comparable. When attempting to compare EPDs or life cycle impacts of products from different companies, the user should be aware of the uncertainty in the final results, due to and not limited to, the practitioner's assumptions, the source of the data used in the study, and the specifics of the product modeled.</p> <p>In accordance with ISO 21930:2017, EPDs are comparable only if they comply with the core PCR, use the same sub-category PCR where applicable, include all relevant information modules and are based on equivalent scenarios with respect to the context of construction works.</p>																	

1. Aspecta BV

In business for over one hundred years, Aspecta BV (Aspecta) is dedicated to leading the industry in Luxury Vinyl Tile (LVT) products. With the frequent introduction of new products, manufacturing methods and novel designs, the ASPECTA™ brand of products represents the largest assortment of LVT in the market today.

Aspecta offers healthy, high-performing products based on biophilic designs inspired by nature. The company focuses on lowering the environmental footprint of its raw materials, products and operations. It embraces product transparency and continually strives to improve the material health of its products and contribute positively to indoor air quality. As a longtime leader in sustainability, Aspecta fosters collaborative partnerships to encourage, educate and motivate others to invest in a restorative ecosystem.

2. Product

2.1 PRODUCT DESCRIPTION

Introducing ASPECTA™ ONE and ONE Ornamental, a range of innovative and exciting flooring designs from the specialists in LVT. With years of experience in the industry, we're committed to growing and improving the options available to our customers.

ASPECTA™ ONE consists of 46 trendsetting tiles and planks, with colors to suit every type of space. Our range of embosses create authentic, eye-catching textures that enhance the natural details of the designs.

Tilt & Tones pairs four geometrically and biophilically inspired Tilt tiles with the neutral Tones tile palette to achieve custom looks. The square tiles are presented in four color groups, each consisting of 4 unique TILT tile designs that can be paired with 2 companion tones tiles. Together they create a random, intriguing and playful motif suitable for Hospitality/Restaurant, Retail, Workplace and Education/Institutional environments.

By mixing and matching Tilt designs and Tones colors, contrast and impact can be easily achieved: creating seating areas, wayfinding, borders, or unique combinations of "field tile" all-over color (Tones) with the graphic tiles (Tilt). Either stay within one color group or create new combinations by intermixing Tones colors and Tilt patterns from other groups.

2.2 PRODUCT FLOW DIAGRAM

A flow diagram illustrating the production processes and life cycle phases included in the scope of the EPD is provided below.



2.3 APPLICATION

The ASPECTA™ LVT products provide the primary function of flooring for interior applications. The products are used in various residential and commercial applications including retail, healthcare, education, and hospitality.

2.4 DECLARATION OF METHODOLOGICAL FRAMEWORK

The scope of the EPD is cradle-to-grave, including raw material extraction and processing, transportation, product manufacture, product delivery, installation and use, and product disposal. The life cycle phases included in the product system boundary are shown below.

Cut-off and allocation procedures are described below and conform to the PCR and ISO standards.

Table 1. Life cycle phases included in the product system boundary.

Product			Construction Process		Use							End-of-life				Benefits and loads beyond the system boundary
A1	A2	A3	A4	A5	B1	B1	B3	B4	B5	B6	B7	C1	C2	C3	C4	D
Raw material extraction and processing	Transport to manufacturer	Manufacturing	Transport	Construction - installation	Use	Maintenance	Repair	Replacement	Refurbishment	Operational energy use	Operational water use	Deconstruction demolition	Transport	Waste processing	Disposal	Reuse, recovery and/or recycling potential
X	X	X	X	X	X	X	X	X	X	X	X	X	X	X	X	MND

X = Module Included | MND = Module Not Declared

2.5 TECHNICAL DATA

Technical specifications for the ASPECTA™ LVT products are summarized in Table 2 and Table 3.

Table 2. Product specifications for the ASPECTA™ ONE/ASPECTA™ ONE Ornamental flooring products.

Characteristic		Average Value	Unit	Minimum Value	Maximum Value	
Product thickness		2.50 (0.10)	mm (in)	2.40 (0.09)	2.63 (0.10)	
Wear layer thickness (where applicable)		0.55 (0.02)	mm (in)	0.50 (0.02)	0.62 (0.02)	
Product weight		4,051 (13.28)	g/m ² (oz/ft ²)	3,646 (11.95)	4,578 (15.00)	
Sustainable certifications		ISO 9001; ISO 14001; CE				
VOC emissions test method		Floorscore®				
Product Form	Tiles	Width	609.6 (24.0)	mm (in)	609.1 (23.98)	610.1 (24.02)
		Length	609.6 (24.0)	mm (in)	609.1 (23.98)	610.1 (24.02)
	Tiles	Width	457.2 (18.0)	mm (in)	456.7 (17.98)	457.7 (18.02)
		Length	457.2 (18.0)	mm (in)	456.7 (17.98)	457.7 (18.02)
	Planks	Width	228.6 (9.0)	mm (in)	228.4 (8.99)	228.8 (9.01)
		Length	1524.0 (60.0)	mm (in)	1523.5 (59.98)	1525.5 (60.06)
	Planks	Width	200.0 (7.9)	mm (in)	199.8 (7.87)	200.2 (7.88)
		Length	1222.0 (48.1)	mm (in)	1221.5 (48.09)	1222.5 (48.13)
	Planks	Width	304.8 (12.0)	mm (in)	304.5 (11.99)	305.1 (12.01)
		Length	914.4 (36.0)	mm (in)	913.9 (35.98)	914.9 (36.02)
	Planks	Width	101.6 (4.0)	mm (in)	101.5 (4.00)	101.7 (4.00)
		Length	609.6 (24.0)	mm (in)	609.1 (23.98)	610.1 (24.02)

Table 3. Product specifications for the ASPECTA™ Tilt & Tones Dryback flooring products.

Characteristic		Average Value	Unit	Minimum Value	Maximum Value	
Product thickness		2.50 (0.10)	mm (in)	2.40 (0.09)	2.63 (0.10)	
Wear layer thickness (where applicable)		0.55 (0.02)	mm (in)	0.50 (0.02)	0.62 (0.02)	
Product weight		4,051 (13.28)	g/m ² (oz/ft ²)	3,646 (11.95)	4,578 (15.00)	
Sustainable certifications		ISO 9001; ISO 14001; CE				
VOC emissions test method		Floorscore®				
Product Form	Tiles	Width	609.6 (24.0)	mm (in)	609.1 (23.98)	610.1 (24.02)
		Length	609.6 (24.0)	mm (in)	609.1 (23.98)	610.1 (24.02)

2.6 MARKET PLACEMENT/APPLICATION RULES

Technical specifications and product performance results for the LVT products can be found on the manufacturer's website <https://www.aspecta flooring.com/technical/>.

2.7 PROPERTIES OF DECLARED PRODUCT AS DELIVERED

The products are delivered for installation in the form of tiles and planks.

2.8 MATERIAL COMPOSITION

The primary materials include polyvinyl chloride (PVC), plasticizers, fillers and various stabilizers and coatings.

Table 4. Material content for the LVT flooring products, in kg per square meter and percent of total mass.

Component	ASPECTA™ ONE/ ASPECTA™ ONE Ornamental	Percent mass	ASPECTA™ Tilt & Tones Dryback	Percent mass
Calcium Carbonate	2.33	57%	2.33	57%
PVC	1.13	28%	1.13	28%
Plastics	2.52x10 ⁻³	0.06%	2.52x10 ⁻³	0.06%
Plasticizer	0.392	9.7%	0.392	9.7%
Additives	-	0.00%	-	0.00%
Stabilizer	3.68x10 ⁻²	0.91%	3.68x10 ⁻²	0.91%
Coatings/Pigments	0.157	3.9%	0.157	3.9%
Product Total	4.05	100%	4.05	100%

No substances required to be reported as hazardous are associated with the production of this product

2.9 MANUFACTURING

Aspecta's vinyl tile flooring is produced at its manufacturing facility in China. The vinyl flooring is made primarily from polyvinyl chloride (PVC), calcium carbonate (mineral reinforcement), plasticizers and additives (i.e., pigments and stabilizers). The product is structured with multiple layers including PVC backing, a high definition photographic layer, a PVC wear layer and a UV protective layer.

The production of vinyl tile flooring involves the following general manufacturing processes:

- Polyvinyl chloride resins are mixed with calcium carbonate, plasticizers, and pigments in a large industrial mixer.
- The core is extruded to a dough-like consistency. The dough-like substance is then put through calendar rollers and squeezed into sheets.

- The LVT sheets are embossed, adhered to the core and then cut into individual planks, profiled, a foamed backing layer adhered and then packaged for shipment.

2.10 PACKAGING

The products are packaged for shipment using cardboard cartons, plastic wrap and wooden pallets.

Table 5. Material content for the LVT product packaging, in kg per square meter and percent of total mass.

Product	Corrugated	Plastic Film	Wood	Packaging Total
ASPECTA™ ONE/ASPECTA™ ONE Ornamental	0.161	8.18x10 ⁻³	0.195	0.364
	(44%)	(2.2%)	(53%)	(100%)
ASPECTA™ Tilt & Tones Dryback	0.144	7.18x10 ⁻³	0.134	0.285
	(51%)	(2.5%)	(47%)	(100%)

2.11 PRODUCT INSTALLATION

Installation of the product is accomplished using hand tools with negligible impacts and waste. The impacts associated with packaging disposal are included with the installation phase as per PCR requirements.

2.12 USE CONDITIONS

No special conditions of use are noted.

2.13 PRODUCT REFERENCE SERVICE LIFE AND BUILDING ESTIMATED SERVICE LIFE

The Reference Service Life (RSL) of the flooring product is based on the manufacturer's warranted lifetime and is summarized in Table 6 below. The building Estimated Service Life (ESL) is 75 years, consistent with the PCR.

2.14 RE-USE PHASE

The flooring products are not reused at end-of-life.

2.15 DISPOSAL

At end-of-life, the products may be disposed of in a landfill or via incineration. Although in some instances vinyl flooring can be recycled into other products, the practice is not typical, nor widely available as a disposal route for the products in the consumer markets considered. It is assumed that no components of the product are recycled at end-of-life.

2.16 FURTHER INFORMATION

Further information on the product can be found on the manufacturers' website at <https://www.aspecta flooring.com>

3. LCA: Calculation Rules

3.1 FUNCTIONAL UNIT

The functional unit used in the study is defined as 1 m² of floor covering installed for use over a 75-year period. The corresponding reference flow for each product system is presented in Table 6. For the present assessment, a reference service lifetime (RSL) corresponding to the manufacturer's warranted lifetime is assumed. The total number of required product lifecycles during the 75-year period over which the product system is modeled is also summarized for each product in Table 6.

Table 6. Reference flows and RSL for the flooring products.

Product	Reference Flow (kg/m ²)	Reference Service Life (RSL)	Replacement Cycle (ESL/RSL-1)
ASPECTA™ ONE/ASPECTA™ ONE Ornamental	4.41	25	2
ASPECTA™ Tilt & Tones Dryback	4.34	20	2.75

3.2 SYSTEM BOUNDARY

The scope of the EPD is cradle-to-grave, including raw material extraction and processing, transportation, product manufacture, product delivery, installation and use, and product disposal. The life cycle phases included in the EPD scope are described in Table 7 and illustrated in Figure 1.

Table 7. The modules and unit processes included in the scope for the ASPECTA™ LVT products.

Module	Module description from the PCR	Unit Processes Included in Scope
A1	Extraction and processing of raw materials; any reuse of products or materials from previous product systems; processing of secondary materials; generation of electricity from primary energy resources; energy, or other, recovery processes from secondary fuels	Extraction and processing of raw materials for the vinyl flooring components.
A2	Transport (to the manufacturer)	Transport of component materials to the manufacturing facilities
A3	Manufacturing, including ancillary material production	Manufacturing of flooring products and packaging (incl. upstream unit processes*)
A4	Transport (to the building site)	Transport of product (including packaging) to the building site
A5	Construction-installation process	Impacts from the installation of the product are assumed negligible. Only impacts from packaging disposal are included in this phase.
B1	Product use	Use of the flooring in a commercial building setting. There are no associated emissions or impacts from the use of the product
B2	Product maintenance	Maintenance of products over the 75-year ESL, including periodic cleaning.
B3	Product repair	The flooring is not expected to require repair over its lifetime. Impacts from this phase are reported as zero.
B4	Product replacement	The materials and energy required for replacement of the product over the 75-year ESL of the assessment are included in this phase.
B5	Product refurbishment	The flooring is not expected to require refurbishment over its lifetime. Impacts from this phase are reported as zero
B6	Operational energy use by technical building systems	There is no operational energy use associated with the use of the product
B7	Operational water use by technical building systems	There is no operational water use associated with the use of the product
C1	Deconstruction, demolition	Demolition of the product is accomplished using hand tools with no associated emissions and negligible impacts
C2	Transport (to waste processing)	Transport of flooring product to waste treatment at end-of-life
C3	Waste processing for reuse, recovery and/or recycling	The product is disposed of by incineration and/or landfilling which require no waste processing
C4	Disposal	Disposal of flooring product in municipal landfill or incineration
D	Reuse-recovery-recycling potential	Module Not Declared

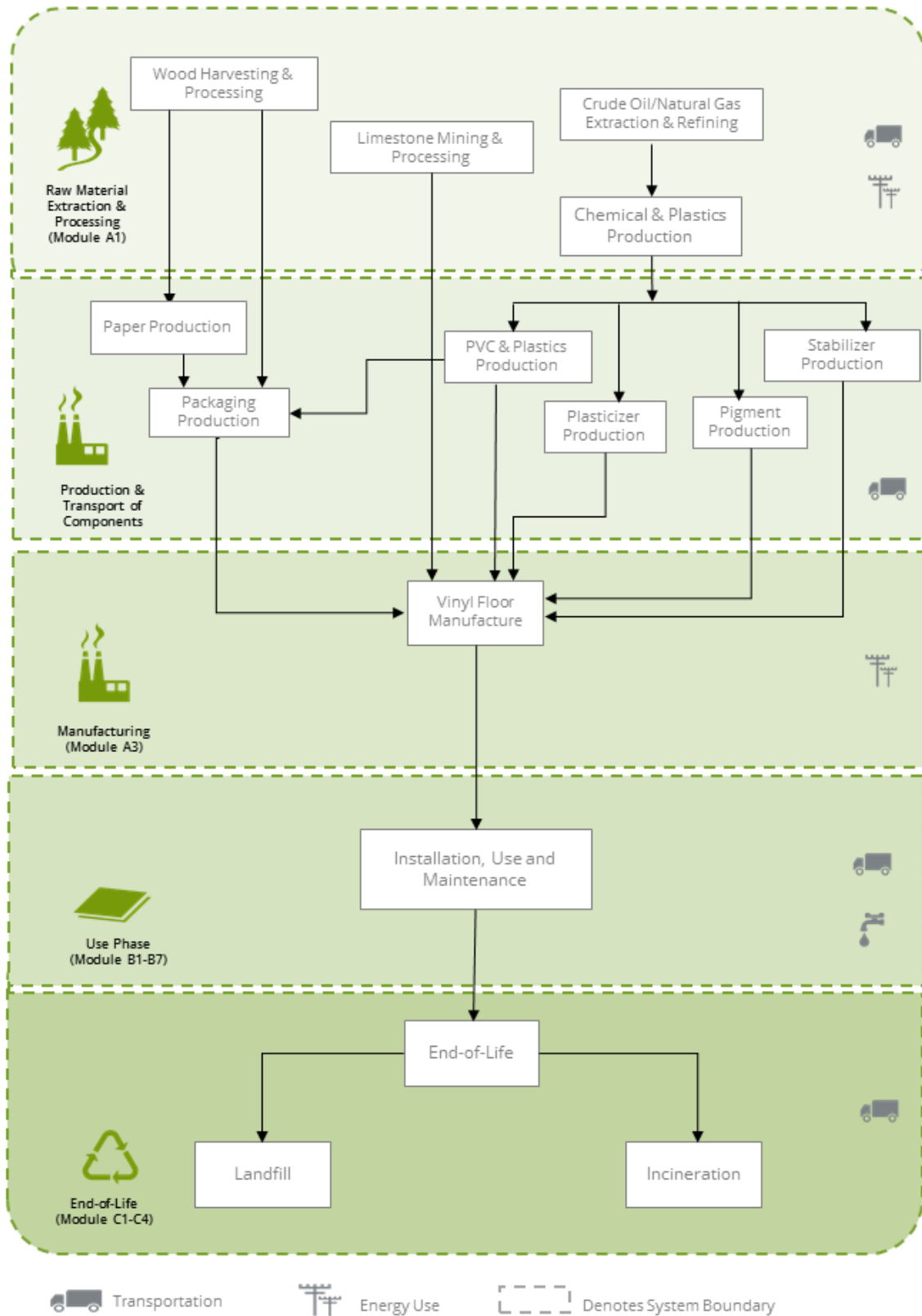


Figure 1. Flow Diagram for the life cycle of the LVT product system.

3.3 PRODUCT SPECIFIC CALCULATION FOR USE PHASE

The recommended cleaning regime is highly dependent on the use of the premises where the floor covering is installed. In high traffic areas more frequent cleaning will be needed compared to areas where there is low traffic. For the purposes of this EPD, average maintenance (moderate traffic levels) is presented based on typical installations.

3.4 UNITS

All data and results are presented using SI units with a "." decimal separator.

3.5 ESTIMATES AND ASSUMPTIONS

- The Aspecta facility under review is located in eastern China. An Ecoinvent inventory dataset for the Chinese energy grid mix was used to model resource use and emissions from electricity use at the Aspecta manufacturing facility.
- Life cycle inventory data for the plasticizer, a dioctyl terephthalate (DOTP) mixture, were not available. An inventory dataset for similar common plasticizers were developed using chemical process data from Overcash¹ and Ecoinvent v3.3 unit process datasets. Inventory data developed for diisooheptyl phthalate (DIHP) was used as a surrogate to represent DOTP in the LCA model.
- Disposal of the product packaging is modeled based on regional statistics regarding municipal solid waste generation and disposal in the United States, as specified in the PCR. The data include end-of-life recycling rates of packaging and product materials. No components of the product are assumed recycled.
- For final disposal of the packaging material and vinyl flooring at end-of-life, all materials are assumed to be transported ~32 km (20 miles) by diesel truck to either a landfill, incineration facility, or material reclamation facility (for recycling). Datasets representing disposal in a landfill and waste incineration are from Ecoinvent.

The PCR requires the results for several inventory flows related to construction products to be reported including energy and resource use and waste and outflows. These are aggregated inventory flows, and do not characterize any potential impact; results should be interpreted considering this limitation.

3.6 CUT-OFF RULES

According to the PCR, processes contributing greater than 1% of the total environmental impact indicator for each impact are included in the inventory. No data gaps were allowed which were expected to significantly affect the outcome of the indicator results. No known flows are deliberately excluded from this EPD.

3.7 DATA SOURCES

Primary data were provided by Aspecta for its manufacturing facilities. The sources of secondary LCI data are the Ecoinvent database.

¹ Overcash, M. LCI gate-to-gate database, Department of Chemical and Biomolecular Engineering, NCSU, Raleigh, NC, 1998-2004.

Table 8. Data sources for the ASPECTA™ product system.

Component	Material Description	Material Dataset	Data Source	Publication Date
PRODUCT				
CaCO ₃	Filler	Limestone, crushed, washed {RoW} market limestone, crushed, washed Alloc Rec	EI v3.3	2016
PVC	Polyvinyl chloride	Polyvinylchloride, bulk polymerised {GLO} market Alloc Rec	EI v3.3	2016
Plastics	Various	Polyethylene, low density, granulate {RER} production Alloc Rec; Polyurethane, flexible foam {GLO} market Alloc Rec; Polymethyl methacrylate, beads {GLO} market Alloc Rec	EI v3.3	2016
Plasticizer	Plasticizer (DOTP mixture)	Diisooheptyl phthalate (DIHP) {GLO} market Alloc Rec	EI v3.3	2016
Additives	Various	Sodium bicarbonate, at plant; Glass fibre {GLO} market Alloc Rec	EI v2.2; EI v3.3	2015; 2016
Chemicals	Organic/inorganic chemicals	Chemical, organic {GLO} market Alloc Rec; Chemical, inorganic {GLO} market chemicals, inorganic Alloc Rec	EI v3.3	2016
Stabilizers	Ca-Zn stabilizer; Lanthanum stabilizer	Ba-Zn stearate (stabilizer); Zinc oxide {RER} production Alloc Rec; Lanthanum oxide {GLO} market Alloc Rec	EI v3.3; MSDS	2016; MSDS
Pigments	Pigments	Carbon black {GLO} production Alloc Rec; Titanium dioxide {RoW} market Alloc Rec	EI v3.3	2016
PACKAGING				
Packaging	Wood pallet	Wood pallet (22kg)/ RER	EI v2.2	2015
Packaging	Corrugated board	Corrugated board box {GLO} market corrugated board box Alloc Rec	EI v3.3	2016
Packaging	Plastic wrap	Packaging film, low density polyethylene {RoW} production Alloc Rec	EI v3.3	2016
TRANSPORTATION				
Road transport	Diesel Truck	Transport, freight, lorry 16-32 metric ton, EURO4 {GLO} market Alloc Rec	EI v3.3	2016
Ship transport	Ocean freighter	Transport, freight, sea, transoceanic ship {GLO} market Alloc Rec	EI v3.3	2016
RESOURCES				
Electricity	Grid electricity	Electricity, medium voltage {CN} market group for Alloc Rec	EI v3.3	2016
Heat	Steam	Heat, in chemical industry {RoW} steam production in chemical industry Alloc Rec	EI v3.3	2016
Heat	Natural gas	Heat, district or industrial, natural gas {GLO} market group for Alloc Rec	EI v3.3	2016
Heat	Diesel	Diesel, burned in building machine {GLO} market Alloc Rec	EI v3.3	2016

3.8 DATA QUALITY

The data quality assessment addressed the following parameters: time-related coverage, geographical coverage, technological coverage, precision, completeness, representativeness, consistency, reproducibility, sources of data, and uncertainty.

Table 9. Data quality assessment for the ASPECTA™ LVT product system.

Data Quality Parameter	Data Quality Discussion
Time-Related Coverage: Age of data and the minimum length of time over which data is collected	The most recent available data are used, based on other considerations such as data quality and similarity to the actual operations. Typically, these data are less than 5 years old (typically 2016). All of the data used represented an average of at least one year's worth of data collection, and up to three years in some cases. Manufacturer-supplied data (primary data) are based on annualized production for 2018.
Geographical Coverage: Geographical area from which data for unit processes is collected to satisfy the goal of the study	The data used in the analysis provide the best possible representation available with current data. Electricity use for product manufacture is modeled using representative data for China. Surrogate data used in the assessment are representative of global or European operations. Data representative of European operations are considered sufficiently similar to actual processes. Data representing product disposal are based on US statistics.
Technology Coverage: Specific technology or technology mix	For the most part, data are representative of the actual technologies used for processing, transportation, and manufacturing operations. Representative fabrication datasets, specific to the type of material, are used to represent the actual processes, as appropriate.
Precision: Measure of the variability of the data values for each data expressed	Precision of results are not quantified due to a lack of data. Data collected for operations were typically averaged for one or more years and over multiple operations, which is expected to reduce the variability of results.
Completeness: Percentage of flow that is measured or estimated	The LCA model included all known mass and energy flows for production of the flooring products. In some instances, surrogate data used to represent upstream and downstream operations may be missing some data which is propagated in the model. No known processes or activities contributing to more than 1% of the total environmental impact for each indicator are excluded.
Representativeness: Qualitative assessment of the degree to which the data set reflects the true population of interest	Data used in the assessment represent typical or average processes as currently reported from multiple data sources and are therefore generally representative of the range of actual processes and technologies for production of these materials. Considerable deviation may exist among actual processes on a site-specific basis; however, such a determination would require detailed data collection throughout the supply chain back to resource extraction.
Consistency: Qualitative assessment of whether the study methodology is applied uniformly to the various components of the analysis	The consistency of the assessment is considered to be high. Data sources of similar quality and age are used; with a bias towards Ecoinvent v3.3 data where available. Different portions of the product life cycle are equally considered; however, it must be noted that final disposition of the product is based on assumptions of current average practices in the United States.
Reproducibility: Qualitative assessment of the extent to which information about the methodology and data values would allow an independent practitioner to reproduce the results reported in the study	Based on the description of data and assumptions used, this assessment would be reproducible by other practitioners. All assumptions, models, and data sources are documented.
Sources of the Data: Description of all primary and secondary data sources	Data representing energy use at Aspecta's facility in China represent an annual average and are considered of high quality due to the length of time over which these data are collected, as compared to a snapshot that may not accurately reflect fluctuations in production. For secondary LCI datasets, Ecoinvent v2.2 and v3.3 LCI data are used, with a bias towards Ecoinvent v3.3 data.
Uncertainty of the Information: Uncertainty related to data, models, and assumptions	Uncertainty related to materials in the flooring products and packaging is low. Actual supplier data for upstream operations was not available for all suppliers and the study relied upon the use of existing representative datasets. These datasets contained relatively recent data (<10 years) but lacked geographical representativeness. Uncertainty related to the impact assessment methods used in the study are high. The impact assessment method required by the PCR includes impact potentials, which lack characterization of providing and receiving environments or tipping points.

3.9 PERIOD UNDER REVIEW

The period of review is calendar year 2018.

3.10 ALLOCATION

Manufacturing resource use was allocated to the products based on mass. Impacts from transportation were allocated based on the mass of material and distance transported.

3.11 COMPARABILITY

The PCR this EPD was based on was not written to support comparative assertions. EPDs based on different PCRs, or different calculation models, may not be comparable. When attempting to compare EPDs or life cycle impacts of products from different companies, the user should be aware of the uncertainty in the final results, due to and not limited to, the practitioner's assumptions, the source of the data used in the study, and the specifics of the product modeled.

4. LCA: Scenarios and Additional Technical Information

Delivery and Installation stage (A4 - A5)

Distribution of the flooring products to the point of installation is included in the assessment. Transportation parameters for modeling product distribution are summarized in Table 10. Production-weighted average distances by transport mode were used to represent global product distribution.

Table 10. Product distribution parameters, per 1 m² (A4)

Parameter	Unit	Value
Diesel truck – Fuel utilization (L/100 km)	L/100 km	42
Diesel truck – Capacity utilization (%)	%	76%
Diesel truck – Distance (km)	km	1,060
Freight train – Fuel utilization (g/tkm)	g/tkm	10
Freight train – Capacity utilization (%)	%	67%
Freight train – Distance (km)	km	425
Ocean freighter – Fuel utilization (g/tkm)	g/tkm	2.5
Ocean freighter – Capacity utilization (%)	%	65%
Ocean freighter – Distance (km)	km	10,500
Gross mass of products transported (including packaging) - ASPECTA™ ONE/ASPECTA™ ONE Ornamental	kg	13.2
Gross mass of products transported (including packaging) - ASPECTA™ Tilt & Tones Dryback	kg	16.3

The impacts associated with the product installation are assumed negligible. The impacts associated with packaging disposal are included with the installation phase as per PCR requirements.

Table 11. Installation parameters for the ASPECTA™ flooring products, per 1 m².

Parameter		ASPECTA™ ONE/ASPECTA™ ONE Ornamental	ASPECTA™ Tilt & Tones Dryback
Ancillary materials (kg)		-	-
Net freshwater consumption (m ³)		-	-
Electricity consumption (kWh)		-	-
Product loss per functional unit (kg)		negligible	negligible
Waste materials generated by product installation (kg)		negligible	negligible
Output materials resulting from on-site waste processing (kg)		na	na
Mass of packaging waste (kg)	Corrugated board	0.161	0.144
	Plastic	8.18x10 ⁻³	7.18x10 ⁻³
	Wood	0.195	0.134
Biogenic carbon contained in packaging (kg CO ₂)		0.653	0.510
Direct emissions to ambient air, soil and water (kg)		-	-

Use stage (B1)

No impacts are associated with the use of the product over the Reference Service Lifetime.

Maintenance stage (B2)

According to the manufacturer, typical maintenance involves regular sweeping and damp mopping. The present assessment is based on a recommended weekly cleaning schedule including sweeping and damp mopping with a neutral cleaner. Monthly buffing of the vinyl flooring is also included. Impacts over the 75-year ESL are included in this stage

Table 12. Maintenance parameters for the flooring products, per 1 m².

Name	Value	Unit
Maintenance process	Damp mopping	-
Maintenance cycle	52	Cycles/yr
Maintenance cycle	3,900	Cycles/ESL
Net freshwater consumption	0.00591	m ³ /m ² /yr
Cleaning agent)	0.0197	kg/m ² /yr
Maintenance process	Buffing	-
Maintenance cycle	12	Cycles/yr
Maintenance cycle	900	Cycles/ESL
Electricity consumption	0.022	kWh/m ² /yr
Waste materials from maintenance	-	kg
Direct emissions to ambient air, soil and water	-	kg
Further assumptions	Moderate traffic; weekly maintenance	
Maintenance process	Damp mopping	-

Repair/Refurbishment stage (B3; B5)

Product repair and refurbishment are not relevant during the lifetime of the product.

Replacement stage (B4)

The materials and energy required for replacement of the product over the 75-year ESL of the assessment are included in this stage.

Building operation stage (B6 – B7)

There is no operational energy or water use associated with the use of the product.

Disposal stage (C1 - C4)

The disposal stage includes demolition of the products (C1); transport of the flooring products to waste treatment facilities (C2); waste processing (C3); and associated emissions as the product degrades in a landfill or is burned in an incinerator (C4). For the flooring products, no emissions are generated during demolition (C1) while no waste processing (C3) is required for incineration or landfill disposal.

Transportation of waste materials at end-of-life (C2) assumes a 20 mile (~32 km) average distance to disposal, consistent with assumptions used in the US EPA WARM model. The recycling rates used for the product packaging are based on regional statistics regarding municipal solid waste generation and disposal in the United States for 2015, from the US Environmental Protection Agency. No recycling of the product materials is assumed at end-of-life. The relevant disposal statistics used for the packaging are summarized in Table 13 and Table 14. For material not recycled, 80% are assumed landfilled and 20% incinerated.

Table 13. *Recycling rates for packaging materials at end-of-life.*

Material	Recycling Rate
Paper & Pulp	78.2%
Plastics	14.5%
Wood	26.1%

Table 14. *End-of-life disposal scenario parameters for the flooring products.*

Parameter		ASPECTA™ ONE/ ASPECTA™ ONE Ornamental	ASPECTA™ Tilt & Tones Dryback
Assumptions for scenario development		100% landfill	100% landfill
Collection process	Collected separately (kg)	-	-
	Collected with mixed construction waste (kg)	16.9	21.0
Recovery	na	-	-
Disposal	Landfill (kg)	16.9	21.0
Removals of biogenic carbon (excluding packaging) (kg CO ₂)		1.80	1.80

5. LCA: Results

Results of the Life Cycle Assessment are presented below. It is noted that LCA results are relative expressions and do not predict impacts on category endpoints, the exceeding of thresholds, safety margins or risks.

The following environmental impact category indicators are reported using characterization factors based on the U.S. EPA's Tool for the Reduction and Assessment of Chemical and Other Environmental Impacts – TRACI 2.1 and CML-IA.

CML-IA Impact Category	Unit	TRACI 2.1 Impact Category	Unit
Global Warming Potential (GWP)	kg CO ₂ eq	Global Warming Potential (GWP)	kg CO ₂ eq
Depletion potential of the stratospheric ozone layer (ODP)	kg CFC 11 eq	Ozone Depletion Potential (ODP)	kg CFC 11 eq
Acidification Potential of soil and water (AP)	kg SO ₂ eq	Acidification Potential (AP)	kg SO ₂ eq
Eutrophication Potential (EP)	kg PO ₄ ³⁻ eq	Eutrophication Potential (EP)	kg N eq
Photochemical Oxidant Creation Potential (POCP)	kg C ₂ H ₄ eq	Smog Formation Potential (SFP)	kg O ₃ eq
Abiotic depletion potential (ADP-elements) for non-fossil resources	kg Sb eq	Fossil Fuel Depletion Potential (ADP _{fossil})	MJ Surplus, LHV
Abiotic depletion potential (ADP-fossil fuels) for fossil resources	MJ, LHV	-	-

These impact categories are globally deemed mature enough to be included in Type III environmental declarations. Other categories are being developed and defined and LCA should continue making advances in their development. However, the EPD users shall not use additional measures for comparative purposes.

The following inventory parameters, specified by the PCR, are also reported.

Resources	Unit	Waste and Outflows	Unit
RPRE: Renewable primary resources used as energy carrier (fuel)	MJ, LHV	HWD: Hazardous waste disposed	kg
RPRM: Renewable primary resources with energy content used as material	MJ, LHV	NHWD: Non-hazardous waste disposed	kg
NRPRE: Non-renewable primary resources used as an energy carrier (fuel)	MJ, LHV	HLRW: High-level radioactive waste, conditioned, to final repository	kg
NRPRM: Non-renewable primary resources with energy content used as material	MJ, LHV	ILLRW: Intermediate- and low-level radioactive waste, conditioned, to final repository	kg
SM: Secondary materials	MJ, LHV	CRU: Components for re-use	kg
RSF: Renewable secondary fuels	MJ, LHV	MR: Materials for recycling	kg
NRSF: Non-renewable secondary fuels	MJ, LHV	MER: Materials for energy recovery	kg
RE: Recovered energy	MJ, LHV	EE: Recovered energy exported from the product system	MJ, LHV
FW: Use of net fresh water resources	m ³	-	-

Table 15. CML-IA Life Cycle Impact Assessment (LCIA) results for the ASPECTA™ ONE/ASPECTA™ ONE Ornamental LVT product over a 75-yr time horizon. Results reported in MJ are calculated using lower heating values.

Module	GWP	ODP	AP	EP	POCP	ADPE	ADPF
	(kg CO ₂ eq)	(kg CFC-11 eq)	(kg SO ₂ eq)	(kg (PO ₄) ³⁻ eq)	(kg C ₂ H ₄ eq)	(kg Sb eq)	(MJ eq)
Total	47.0	2.49x10 ⁻⁶	0.205	8.54x10 ⁻²	1.18x10 ⁻²	6.69x10 ⁻⁵	761
	100%	100%	100%	100%	100%	100%	100%
A1	4.45	8.51x10 ⁻⁸	1.46x10 ⁻²	2.82x10 ⁻³	7.36x10 ⁻⁴	2.69x10 ⁻⁶	110
	9.5%	3.4%	7.1%	3.3%	6.2%	4.0%	14%
A2	0.293	5.35x10 ⁻⁸	1.18x10 ⁻³	2.65x10 ⁻⁴	5.00x10 ⁻⁵	8.63x10 ⁻⁷	4.66
	0.62%	2.2%	0.57%	0.31%	0.42%	1.3%	0.61%
A3	3.79	1.42x10 ⁻⁷	1.81x10 ⁻²	3.07x10 ⁻³	8.00x10 ⁻⁴	9.57x10 ⁻⁷	39.4
	8.1%	5.7%	8.8%	3.6%	6.8%	1.4%	5.2%
A4	1.43	2.44x10 ⁻⁷	1.51x10 ⁻²	2.08x10 ⁻³	5.24x10 ⁻⁴	2.58x10 ⁻⁶	21.7
	3.0%	9.8%	7.4%	2.4%	4.4%	3.8%	2.9%
A5	0.520	4.32x10 ⁻⁸	2.33x10 ⁻³	1.11x10 ⁻³	2.71x10 ⁻⁴	2.64x10 ⁻⁶	10.7
	1.1%	1.7%	1.1%	1.3%	2.3%	4.0%	1.4%
B1	0	0	0	0	0	0	0
B2	9.98	6.53x10 ⁻⁷	4.72x10 ⁻²	2.21x10 ⁻²	3.47x10 ⁻³	3.72x10 ⁻⁵	189
	21%	26%	23%	26%	29%	56%	25%
B3	0	0	0	0	0	0	0
B4	24.7	1.22x10 ⁻⁶	0.105	4.22x10 ⁻²	5.56x10 ⁻³	1.98x10 ⁻⁵	381
	53%	49%	51%	49%	47%	30%	50%
B5	0	0	0	0	0	0	0
B6	0	0	0	0	0	0	0
B7	0	0	0	0	0	0	0
C1	0	0	0	0	0	0	0
C2	0.169	3.07x10 ⁻⁸	8.06x10 ⁻⁴	1.70x10 ⁻⁴	3.19x10 ⁻⁵	1.12x10 ⁻⁷	2.56
	0.36%	1.2%	0.39%	0.20%	0.27%	0.17%	0.34%
C3	0	0	0	0	0	0	0
C4	1.70	1.21x10 ⁻⁸	5.14x10 ⁻⁴	1.16x10 ⁻²	3.66x10 ⁻⁴	7.39x10 ⁻⁸	1.30
	3.6%	0.49%	0.25%	14%	3.1%	0.11%	0.17%
D	MND	MND	MND	MND	MND	MND	MND

MND = Module not declared

Note: The embodied carbon of the product is equivalent to the GWP summed across phases A1 through A3.

Table 16. TRACI 2.1 Life Cycle Impact Assessment (LCIA) results for the ASPECTA™ ONE/ASPECTA™ ONE Ornamental LVT product over a 75-yr time horizon. Results reported in MJ are calculated using lower heating values.

Module	GWP	ODP	AP	EP	SFP	FFD
	(kg CO ₂ eq)	(kg CFC-11 eq)	(kg SO ₂ eq)	(kg N eq)	(kg O ₃ eq)	(MJ eq)
Total	45.3	2.48x10 ⁻⁶	0.210	0.183	2.98	91.1
	100%	100%	100%	100%	100%	100%
A1	4.38	8.48x10 ⁻⁸	1.51x10 ⁻²	4.13x10 ⁻³	0.263	14.8
	9.7%	3.4%	7.2%	2.3%	8.8%	16%
A2	0.291	5.35x10 ⁻⁸	1.35x10 ⁻³	3.30x10 ⁻⁴	3.15x10 ⁻²	0.636
	0.64%	2.2%	0.64%	0.18%	1.1%	0.70%
A3	3.70	1.40x10 ⁻⁷	1.80x10 ⁻²	5.21x10 ⁻³	0.198	2.66
	8.2%	5.7%	8.6%	2.8%	6.7%	2.9%
A4	1.42	2.44x10 ⁻⁷	1.59x10 ⁻²	2.07x10 ⁻³	0.282	2.89
	3.1%	9.9%	7.6%	1.1%	9.5%	3.2%
A5	0.498	4.31x10 ⁻⁸	2.27x10 ⁻³	2.60x10 ⁻³	2.45x10 ⁻²	1.32
	1.1%	1.7%	1.1%	1.4%	0.82%	1.4%
B1	0	0	0	0	0	0
B2	9.79	6.51x10 ⁻⁷	4.70x10 ⁻²	4.56x10 ⁻²	0.473	22.6
	22%	26%	22%	25%	16%	25%
B3	0	0	0	0	0	0
B4	23.7	1.22x10 ⁻⁶	0.109	9.15x10 ⁻²	1.67	45.6
	52%	49%	52%	50%	56%	50%
B5	0	0	0	0	0	0
B6	0	0	0	0	0	0
B7	0	0	0	0	0	0
C1	0	0	0	0	0	0
C2	0.169	3.07x10 ⁻⁸	9.80x10 ⁻⁴	1.37x10 ⁻⁴	2.68x10 ⁻²	0.362
	0.37%	1.2%	0.47%	0.08%	0.90%	0.40%
C3	0	0	0	0	0	0
C4	1.38	1.21x10 ⁻⁸	7.85x10 ⁻⁴	3.13x10 ⁻²	9.71x10 ⁻³	0.157
	3.0%	0.49%	0.37%	17%	0.33%	0.17%
D	MND	MND	MND	MND	MND	MND

MND = Module not declared

Note: The embodied carbon of the product is equivalent to the GWP summed across phases A1 through A3.

Table 17. Resource use for the ASPECTA™ ONE/ASPECTA™ ONE Ornamental LVT product over a 75-yr time horizon. Results reported in MJ are calculated using lower heating values.

Module	RPR _E	RPR _M	NRPR _E	NRPR _M	SM	RSF/NRSF	RE	FW
	(MJ)	(MJ)	(MJ)	(MJ)	(kg)	(MJ)	(MJ)	(m ³)
Total	62.4	0	INA	INA	0	0	0	4.71
	100%	0			0	0	0	100%
A1	2.06	0	INA	INA	0	0	0	0.746
	3.3%	0			0	0	0	16%
A2	5.49x10 ⁻²	0	INA	INA	0	0	0	3.24x10 ⁻³
	0.09%	0			0	0	0	0.07%
A3	8.28	0	INA	INA	0	0	0	0.276
	13%	0			0	0	0	5.9%
A4	0.371	0	INA	INA	0	0	0	2.10x10 ⁻²
	0.59%	0			0	0	0	0.45%
A5	0.452	0	INA	INA	0	0	0	3.89x10 ⁻²
	0.72%	0.00%			0.00%	0.00%	0.00%	0.83%
B1	0	0	0	0	0	0	0	0
B2	28.5	0	INA	INA	0	0	0	1.44
	46%	0.00%			0.00%	0.00%	0.00%	31%
B3	0	0	0	0	0	0	0	0
B4	22.6	0	INA	INA	0	0	0	2.18
	36%	0.00%			0.00%	0.00%	0.00%	46%
B5	0	0	0	0	0	0	0	0
B6	0	0	0	0	0	0	0	0
B7	0	0	0	0	0	0	0	0
C1	0	0	0	0	0	0	0	0
C2	1.10x10 ⁻²	0	INA	INA	0	0	0	8.83x10 ⁻⁴
	0.02%	0.00%			0.00%	0.00%	0.00%	0.02%
C3	0	0	0	0	0	0	0	0
C4	6.01x10 ⁻²	0	INA	INA	0	0	0	3.43x10 ⁻³
	0.10%	0.00%			0.00%	0.00%	0.00%	0.07%
D	MND	MND	MND	MND	MND	MND	MND	MND

MND = Module not declared | INA = Indicator not assessed

Table 18. Waste and outflows for the ASPECTA™ ONE/ASPECTA™ ONE Ornamental LVT product over a 75-yr time horizon. Results reported in MJ are calculated using lower heating values.

Module	HWD	NHWD	HLRW	ILLRW	CRU	MR	MER	EE
	(kg)	(kg)	(kg)	(kg)	(kg)	(kg)	(kg)	(MJ)
Total	3.65x10 ⁻⁴	16.9	8.32x10 ⁻⁵	1.20x10 ⁻³	0	0.892	Neg.	Neg.
	100%	100%	100%	100%	0	100%	Neg.	Neg.
A1	1.14x10 ⁻⁵	0.278	3.77x10 ⁻⁶	4.07x10 ⁻⁵	0	0	Neg.	Neg.
	3.1%	1.6%	4.5%	3.4%	0	0.00%	Neg.	Neg.
A2	2.70x10 ⁻⁶	0.207	2.37x10 ⁻⁷	2.99x10 ⁻⁵	0	0	Neg.	Neg.
	0.74%	1.2%	0.28%	2.5%	0	0.00%	Neg.	Neg.
A3	3.96x10 ⁻⁵	7.85x10 ⁻²	5.29x10 ⁻⁶	6.45x10 ⁻⁵	0	0.178	Neg.	Neg.
	11%	0.46%	6.4%	5.4%	0	20%	Neg.	Neg.
A4	1.29x10 ⁻⁵	0.578	2.05x10 ⁻⁶	1.38x10 ⁻⁴	0	0	Neg.	Neg.
	3.5%	3.4%	2.5%	11%	0	0.00%	Neg.	Neg.
A5	5.66x10 ⁻⁶	0.184	2.14x10 ⁻⁶	2.20x10 ⁻⁵	0	0	Neg.	Neg.
	1.5%	1.1%	2.6%	1.8%	0	0.00%	Neg.	Neg.
B1	0	0	0	0	0	0	0	0
B2	1.37x10 ⁻⁴	0.750	4.18x10 ⁻⁵	2.41x10 ⁻⁴	0	0	Neg.	Neg.
	38%	4.4%	50%	20%	0	0.00%	Neg.	Neg.
B3	0	0	0	0	0	0	0	0
B4	1.52x10 ⁻⁴	10.8	2.76x10 ⁻⁵	6.38x10 ⁻⁴	0	0.713	Neg.	Neg.
	42%	64%	33%	53%	0	80%	Neg.	Neg.
B5	0	0	0	0	0	0	0	0
B6	0	0	0	0	0	0	0	0
B7	0	0	0	0	0	0	0	0
C1	0	0	0	0	0	0	0	0
C2	8.32x10 ⁻⁷	1.04x10 ⁻²	5.92x10 ⁻⁸	1.73x10 ⁻⁵	0	0	Neg.	Neg.
	0.23%	0.06%	0.07%	1.4%	0.00%	0.00%	Neg.	Neg.
C3	0	0	0	0	0	0	0	0
C4	2.94x10 ⁻⁶	4.06	2.69x10 ⁻⁷	6.81x10 ⁻⁶	0	0	Neg.	Neg.
	0.80%	24%	0.32%	0.57%	0.00%	0.00%	Neg.	Neg.
D	MND	MND	MND	MND	MND	MND	MND	MND

MND = Module not declared | Neg. = Negligible

Table 19. CML-IA Life Cycle Impact Assessment (LCIA) results for the ASPECTA™ Tilt & Tones Dryback LVT product over a 75-yr time horizon. Results reported in MJ are calculated using lower heating values.

Module	GWP	ODP	AP	EP	POCP	ADPE	ADPF
	(kg CO ₂ eq)	(kg CFC-11 eq)	(kg SO ₂ eq)	(kg (PO ₄) ³⁻ eq)	(kg C ₂ H ₄ eq)	(kg Sb eq)	(MJ eq)
Total	58.2	2.98x10 ⁻⁶	0.250	0.102	1.42x10 ⁻²	7.55x10 ⁻⁵	952
	100%	100%	100%	100%	100%	100%	100%
A1	4.97	9.50x10 ⁻⁸	1.63x10 ⁻²	3.14x10 ⁻³	8.21x10 ⁻⁴	3.00x10 ⁻⁶	123
	8.5%	3.2%	6.5%	3.1%	5.8%	4.0%	13%
A2	0.327	5.97x10 ⁻⁸	1.31x10 ⁻³	2.95x10 ⁻⁴	5.58x10 ⁻⁵	9.64x10 ⁻⁷	5.21
	0.56%	2.0%	0.52%	0.29%	0.39%	1.3%	0.55%
A3	3.77	1.41x10 ⁻⁷	1.80x10 ⁻²	3.04x10 ⁻³	7.91x10 ⁻⁴	9.18x10 ⁻⁷	39.1
	6.5%	4.7%	7.2%	3.0%	5.6%	1.2%	4.1%
A4	1.40	2.40x10 ⁻⁷	1.48x10 ⁻²	2.04x10 ⁻³	5.14x10 ⁻⁴	2.53x10 ⁻⁶	21.3
	2.4%	8.0%	5.9%	2.0%	3.6%	3.3%	2.2%
A5	0.509	4.24x10 ⁻⁸	2.31x10 ⁻³	1.00x10 ⁻³	2.68x10 ⁻⁴	2.64x10 ⁻⁶	10.6
	0.87%	1.4%	0.92%	0.98%	1.9%	3.5%	1.1%
B1	0	0	0	0	0	0	0
B2	9.98	6.53x10 ⁻⁷	4.72x10 ⁻²	2.21x10 ⁻²	3.47x10 ⁻³	3.72x10 ⁻⁵	189
	17%	22%	19%	22%	25%	49%	20%
B3	0	0	0	0	0	0	0
B4	35.3	1.71x10 ⁻⁶	0.149	5.86x10 ⁻²	7.83x10 ⁻³	2.82x10 ⁻⁵	559
	61%	57%	59%	57%	55%	37%	59%
B5	0	0	0	0	0	0	0
B6	0	0	0	0	0	0	0
B7	0	0	0	0	0	0	0
C1	0	0	0	0	0	0	0
C2	0.169	3.07x10 ⁻⁸	8.06x10 ⁻⁴	1.70x10 ⁻⁴	3.19x10 ⁻⁵	1.12x10 ⁻⁷	2.56
	0.29%	1.0%	0.32%	0.17%	0.23%	0.15%	0.27%
C3	0	0	0	0	0	0	0
C4	1.70	1.21x10 ⁻⁸	5.14x10 ⁻⁴	1.16x10 ⁻²	3.66x10 ⁻⁴	7.39x10 ⁻⁸	1.30
	2.9%	0.41%	0.21%	11%	2.6%	0.10%	0.14%
D	MND	MND	MND	MND	MND	MND	MND

MND = Module not declared

Note: The embodied carbon of the product is equivalent to the GWP summed across phases A1 through A3.

Table 20. TRACI 2.1 Life Cycle Impact Assessment (LCIA) results for the ASPECTA™ Tilt & Tones Dryback LVT product over a 75-yr time horizon. Results reported in MJ are calculated using lower heating values.

Module	GWP	ODP	AP	EP	SFP	FFD
	(kg CO ₂ eq)	(kg CFC-11 eq)	(kg SO ₂ eq)	(kg N eq)	(kg O ₃ eq)	(MJ eq)
Total	56.0	2.97x10 ⁻⁶	0.257	0.218	3.71	115
	100%	100%	100%	100%	100%	100%
A1	4.89	9.47x10 ⁻⁸	1.68x10 ⁻²	4.62x10 ⁻³	0.293	16.5
	8.7%	3.2%	6.6%	2.1%	7.9%	14%
A2	0.325	5.97x10 ⁻⁸	1.50x10 ⁻³	3.69x10 ⁻⁴	3.51x10 ⁻²	0.710
	0.58%	2.0%	0.59%	0.17%	0.95%	0.62%
A3	3.68	1.39x10 ⁻⁷	1.80x10 ⁻²	5.16x10 ⁻³	0.197	2.62
	6.6%	4.7%	7.0%	2.4%	5.3%	2.3%
A4	1.39	2.40x10 ⁻⁷	1.56x10 ⁻²	2.03x10 ⁻³	0.277	2.84
	2.5%	8.1%	6.1%	0.93%	7.5%	2.5%
A5	0.489	4.24x10 ⁻⁸	2.24x10 ⁻³	2.30x10 ⁻³	2.39x10 ⁻²	1.31
	0.87%	1.4%	0.87%	1.1%	0.64%	1.1%
B1	0	0	0	0	0	0
B2	9.79	6.51x10 ⁻⁷	4.70x10 ⁻²	4.56x10 ⁻²	0.473	22.6
	17%	22%	18%	21%	13%	20%
B3	0	0	0	0	0	0
B4	33.9	1.70x10 ⁻⁶	0.154	0.126	2.37	67.4
	61%	57%	60%	58%	64%	59%
B5	0	0	0	0	0	0
B6	0	0	0	0	0	0
B7	0	0	0	0	0	0
C1	0	0	0	0	0	0
C2	0.169	3.07x10 ⁻⁸	9.80x10 ⁻⁴	1.37x10 ⁻⁴	2.68x10 ⁻²	0.362
	0.30%	1.0%	0.38%	0.06%	0.72%	0.32%
C3	0	0	0	0	0	0
C4	1.38	1.21x10 ⁻⁸	7.85x10 ⁻⁴	3.13x10 ⁻²	9.71x10 ⁻³	0.157
	2.5%	0.41%	0.31%	14%	0.26%	0.14%
D	MND	MND	MND	MND	MND	MND

MND = Module not declared

Note: The embodied carbon of the product is equivalent to the GWP summed across phases A1 through A3.

Table 21. Resource use for the ASPECTA™ Tilt & Tones Dryback LVT product over a 75-yr time horizon. Results reported in MJ are calculated using lower heating values.

Module	RPR _E	RPR _M	NRPR _E	NRPR _M	SM	RSF/NRSF	RE	FW
	(MJ)	(MJ)	(MJ)	(MJ)	(kg)	(MJ)	(MJ)	(m ³)
Total	67.6	0	INA	INA	0	0	0	5.85
	100%	0			0	0	0	100%
A1	2.30	0	INA	INA	0	0	0	0.832
	3.4%	0			0	0	0	14%
A2	6.13x10 ⁻²	0	INA	INA	0	0	0	3.61x10 ⁻³
	0.09%	0			0	0	0	0.06%
A3	7.17	0	INA	INA	0	0	0	0.276
	11%	0			0	0	0	4.7%
A4	0.364	0	INA	INA	0	0	0	2.06x10 ⁻²
	0.54%	0			0	0	0	0.35%
A5	0.452	0	INA	INA	0	0	0	3.89x10 ⁻²
	0.67%	0.00%			0.00%	0.00%	0.00%	0.66%
B1	0	0	0	0	0	0	0	0
B2	28.5	0	INA	INA	0	0	0	1.44
	42%	0.00%			0.00%	0.00%	0.00%	25%
B3	0	0	0	0	0	0	0	0
B4	28.7	0	INA	INA	0	0	0	3.23
	42%	0.00%			0.00%	0.00%	0.00%	55%
B5	0	0	0	0	0	0	0	0
B6	0	0	0	0	0	0	0	0
B7	0	0	0	0	0	0	0	0
C1	0	0	0	0	0	0	0	0
C2	1.10x10 ⁻²	0	INA	INA	0	0	0	8.83x10 ⁻⁴
	0.02%	0.00%			0.00%	0.00%	0.00%	0.02%
C3	0	0	0	0	0	0	0	0
C4	6.01x10 ⁻²	0	INA	INA	0	0	0	3.43x10 ⁻³
	0.09%	0.00%			0.00%	0.00%	0.00%	0.06%
D	MND	MND	MND	MND	MND	MND	MND	MND

MND = Module not declared | INA = Indicator not assessed

Table 22. Waste and outflows for the ASPECTA™ Tilt & Tones Dryback LVT product over a 75-yr time horizon. Results reported in MJ are calculated using lower heating values.

Module	HWD	NHWD	HLRW	ILLRW	CRU	MR	MER	EE
	(kg)	(kg)	(kg)	(kg)	(kg)	(kg)	(kg)	(MJ)
Total	4.26x10 ⁻⁴	21.0	9.44x10 ⁻⁵	1.46x10 ⁻³	0	0.968	Neg.	Neg.
	100%	100%	100%	100%	0	100%	Neg.	Neg.
A1	1.28x10 ⁻⁵	0.310	4.21x10 ⁻⁶	4.54x10 ⁻⁵	0	0	Neg.	Neg.
	3.0%	1.5%	4.5%	3.1%	0	0.00%	Neg.	Neg.
A2	3.02x10 ⁻⁶	0.231	2.64x10 ⁻⁷	3.34x10 ⁻⁵	0	0	Neg.	Neg.
	0.71%	1.1%	0.28%	2.3%	0	0.00%	Neg.	Neg.
A3	3.93x10 ⁻⁵	7.64x10 ⁻²	5.09x10 ⁻⁶	6.40x10 ⁻⁵	0	0.149	Neg.	Neg.
	9.2%	0.36%	5.4%	4.4%	0	15%	Neg.	Neg.
A4	1.26x10 ⁻⁵	0.568	2.01x10 ⁻⁶	1.35x10 ⁻⁴	0	0	Neg.	Neg.
	3.0%	2.7%	2.1%	9.3%	0	0.00%	Neg.	Neg.
A5	5.63x10 ⁻⁶	0.144	2.14x10 ⁻⁶	2.16x10 ⁻⁵	0	0	Neg.	Neg.
	1.3%	0.69%	2.3%	1.5%	0	0.00%	Neg.	Neg.
B1	0	0	0	0	0	0	0	0
B2	1.37x10 ⁻⁴	0.750	4.18x10 ⁻⁵	2.41x10 ⁻⁴	0	0	Neg.	Neg.
	32%	3.6%	44%	17%	0	0.00%	Neg.	Neg.
B3	0	0	0	0	0	0	0	0
B4	2.12x10 ⁻⁴	14.8	3.86x10 ⁻⁵	8.90x10 ⁻⁴	0	0.819	Neg.	Neg.
	50%	71%	41%	61%	0	85%	Neg.	Neg.
B5	0	0	0	0	0	0	0	0
B6	0	0	0	0	0	0	0	0
B7	0	0	0	0	0	0	0	0
C1	0	0	0	0	0	0	0	0
C2	8.32x10 ⁻⁷	1.04x10 ⁻²	5.92x10 ⁻⁸	1.73x10 ⁻⁵	0	0	Neg.	Neg.
	0.20%	0.05%	0.06%	1.2%	0.00%	0.00%	Neg.	Neg.
C3	0	0	0	0	0	0	0	0
C4	2.94x10 ⁻⁶	4.06	2.69x10 ⁻⁷	6.81x10 ⁻⁶	0	0	Neg.	Neg.
	0.69%	19%	0.28%	0.47%	0.00%	0.00%	Neg.	Neg.
D	MND	MND	MND	MND	MND	MND	MND	MND

MND = Module not declared | Neg. = Negligible

6. LCA: Interpretation

Excluding product replacements (B4), the contributions to indicator results for the product system over the life cycle of the product are dominated by the product maintenance phase (B2), followed by the raw material and extraction phase (A1), product manufacturing (A3), and product distribution (A4). With the exception of the Eutrophication Potential indicator, contributions from product disposal (C1-C4) are minimal.

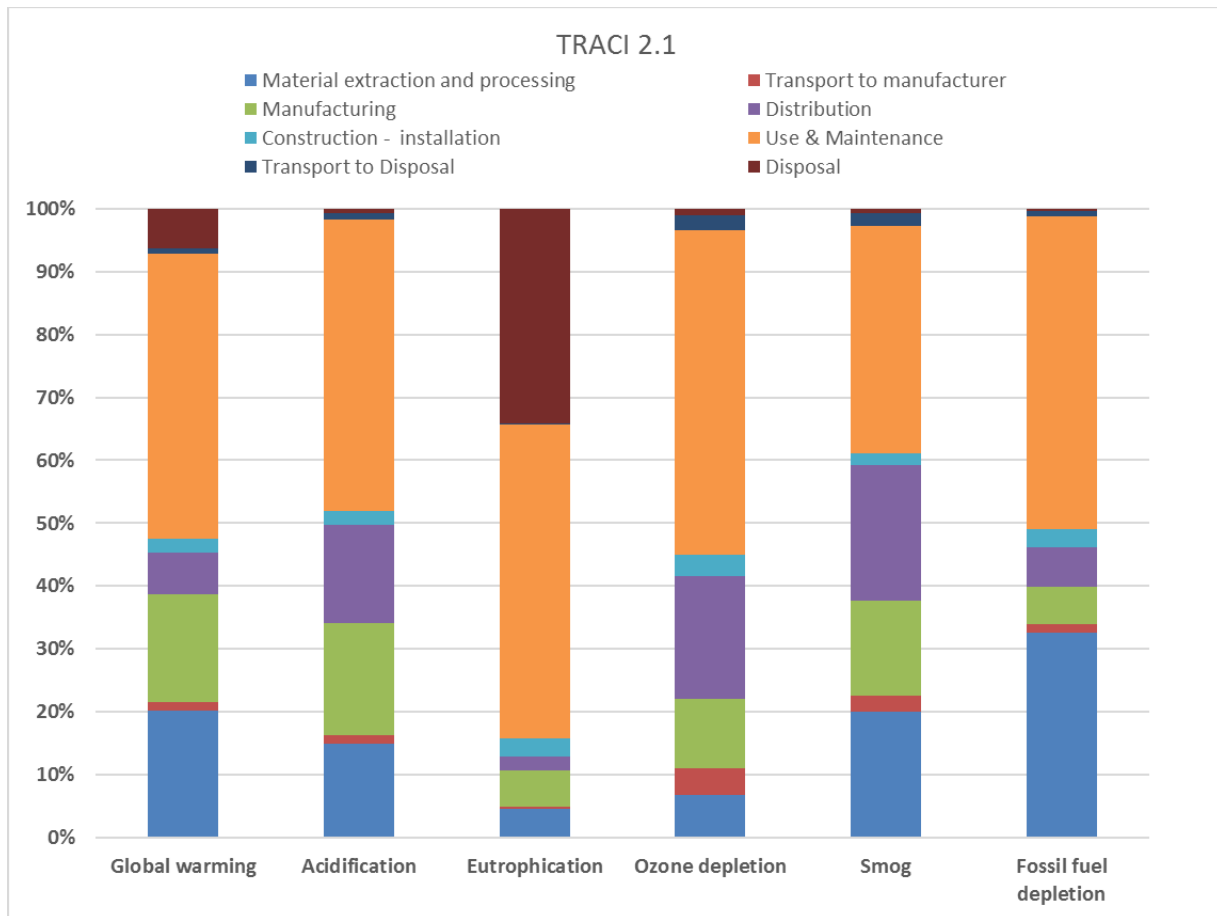


Figure 2. Contribution analysis for the ASPECTA™ ONE/ASPECTA™ ONE Ornamental product system – TRACI v2.1

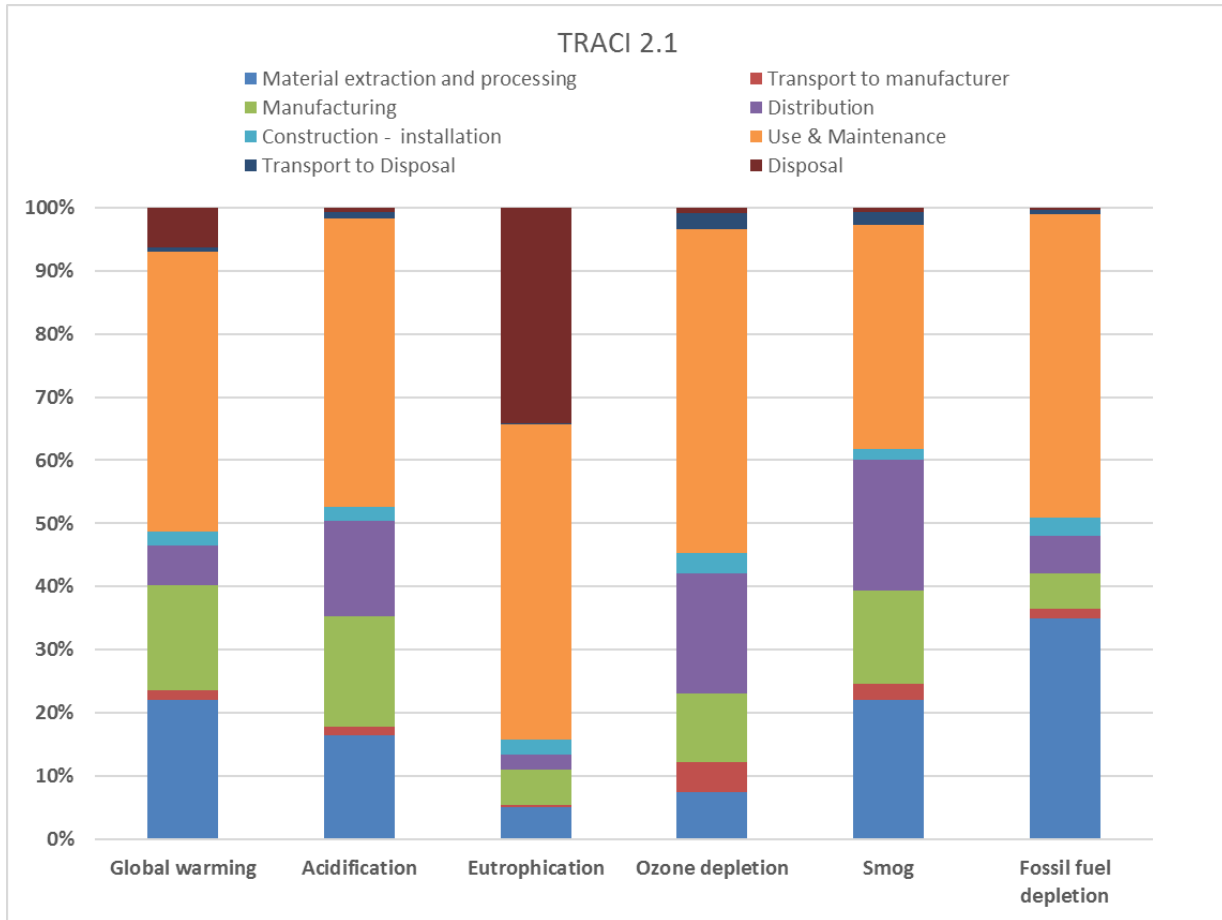


Figure 3. Contribution analysis for the ASPECTA™ Tilt & Tones Dryback product system – TRACI v2.1

7. Additional Environmental Information

7.1 ENVIRONMENT AND HEALTH DURING MANUFACTURING

The ASPECTA™ manufacturing facility is certified to ISO 9001 and ISO 14001 – Environmental management systems.

7.2 ENVIRONMENT AND HEALTH DURING INSTALLATION

The Aspecta LVT flooring products meet the requirements of the following:

- Indoor Air Comfort Gold (VOC certification)
- CDPH/EHLB Standard Method v1.2-2017 (California Section 01350)

7.3 ENVIRONMENTAL ACTIVITIES AND CERTIFICATIONS

ASPECTA™ flooring products are certified to various environmental standards. A summary of the certifications are shown below. For further information, please visit: <https://www.aspecta flooring.com/sustainability/sustainability-document-downloads/>



ASPECTA™ ONE and ASPECTA™ ONE Ornamental have Health Product Declarations, with disclosure of hazards to 100 ppm. HPDs prepared according to HPDC standard 2.1.1. For more information, visit: <https://www.hpd-collaborative.org/>



ASPECTA™ ONE, ASPECTA™ ONE Ornamental, ASPECTA™ Tilt & Tones dryback, and Elemental dryback (2.5 mm) have Declare Labels. The Declare Label indicates where a product comes from, what it is made of, and how to dispose of the product at end-of-life. For more information, visit: <https://living-future.org/declare/declare-about/>



ASPECTA™ ONE, ASPECTA™ ONE Ornamental, ASPECTA™ Tilt & Tones dryback, and Elemental dryback (2.5 mm) are manufactured at Just facilities. Just is a voluntary disclosure program for social justice and equity practices at organizations. For more information, visit: <https://living-future.org/just/>



ASPECTA™ and Elemental by ASPECTA™ are BES 6001 certified, a framework for *Responsible Sourcing of Construction Products*. The objectives of BES 6001 certification include:

- To promote responsible sourcing of products;
- To give clear guidance on the sustainability & quality aspects that should be addressed;
- To provide confidence that materials and products are being responsibly sourced and
- To provide a route to obtaining credits within the Materials sections of the BREAAAM family of certification schemes.

For more information on BES 6001, please see: <http://www.greenbooklive.com/search/scheme.jsp?id=153>



ASPECTA™ ONE and ASPECTA™ ONE Ornamental are certified Indoor Air Comfort Gold. Eurofins Indoor Air Comfort Gold certification demonstrates that VOC emissions from the product comply with many voluntary emission criteria in the EU. For more information, visit: <https://www.eurofins.com/consumer-product-testing/information/ecolabels-quality-labels/indoor-air-comfort-eurofins-certified-products/>



ASPECTA™ ONE, ASPECTA™ ONE Ornamental, ASPECTA™ Tilt & Tones dryback, and Elemental dryback (2.5 mm) are FloorScore® certified, the most recognized indoor air quality (IAQ) certification standard for hard surface flooring materials, adhesives, and underlayments. For more information, visit: <https://rfci.com/floorscore/>



ASPECTA™ ONE and ASPECTA™ ONE Ornamental are REACH compliant. The Registration, Evaluation, Authorisation and Restriction of Chemicals (REACH). (EC 1907/2006) aims to improve the protection of human health and the environment through the better and earlier identification of the intrinsic properties of chemical substances. This is done by the four processes of REACH, namely the registration, evaluation, authorisation and restriction of chemicals. REACH also aims to enhance innovation and competitiveness of the EU chemicals industry. https://ec.europa.eu/environment/chemicals/reach/reach_en.htm

8. References

1. Life Cycle Assessment of Luxury Vinyl Tile. SCS Global Services Report. Prepared for Aspecta Company Limited. January 2020.
2. ISO 14025:2006 Environmental labels and declarations – Type III environmental declarations – Principles and Procedures.
3. ISO 14040: 2006 Environmental Management – Life cycle assessment – Principles and Framework
4. ISO 14044: 2006 Environmental Management – Life cycle assessment – Requirements and Guidelines.
5. PCR Guidance for Building-Related Products and Services Part A: Life Cycle Assessment Calculation Rules and Report Requirements. Version 3.2. UL Environment. Sept. 2018
6. PCR Guidance for Building-Related Products and Services Part B: Flooring EPD Requirements. Version 2. UL Environment. May 2018.
7. SCS Type III Environmental Declaration Program: Program Operator Manual. V10.0 April 2019. SCS Global Services.
8. Tool for the Reduction and Assessment of Chemical and Other Environmental Impacts (TRACI). Dr. Bare, J., <http://www.epa.gov/nrmrl/std/traci/traci.html>
9. CML-IA Characterization Factors. Leiden University, Institute of Environmental Sciences. April 2013. <http://cml.leiden.edu/software/data-cmlia.html>
10. Ecoinvent Centre (2016) ecoinvent data from v3.3. Swiss Center for Life Cycle Inventories, Dübendorf, 2016, <http://www.ecoinvent.org>
11. European Joint Research Commission. International Reference Life Cycle Data System handbook. *General guide for Life Cycle Assessment – Detailed Guidance*. © European Union, 2010.
12. US EPA. Advancing Sustainable Materials Management: 2015 Fact Sheet. Assessing Trends in Material Generation, Recycling and Disposal in the United States. July 2018. https://www.epa.gov/sites/production/files/2018-07/documents/2015_smm_msw_factsheet_07242018_fnl_508_002.pdf.
13. "WARM Model Transportation Research – Draft." Memorandum from ICF Consulting to United States Environmental Protection Agency. September 7, 2004. <http://epa.gov/epawaste/conserva/tools/warm/SWMGHGreport.html#background>.



ASPECTA™

A PROUD MEMBER OF THE **HMTX** FAMILY

For more information, contact:

Aspecta BV

Argon 37A, 4751 XC Oud Gastel, The Netherlands
+31(0)88 166 25 00 | <https://www.aspectaflooring.com/>



SCS Global Services

2000 Powell Street, Ste. 600, Emeryville, CA 94608 USA
Main +1.510.452.8000 | fax +1.510.452.8001